

Workgroup Switch

7 x 10/100Base-TX

100Base-FX Uplink

MICROSENS

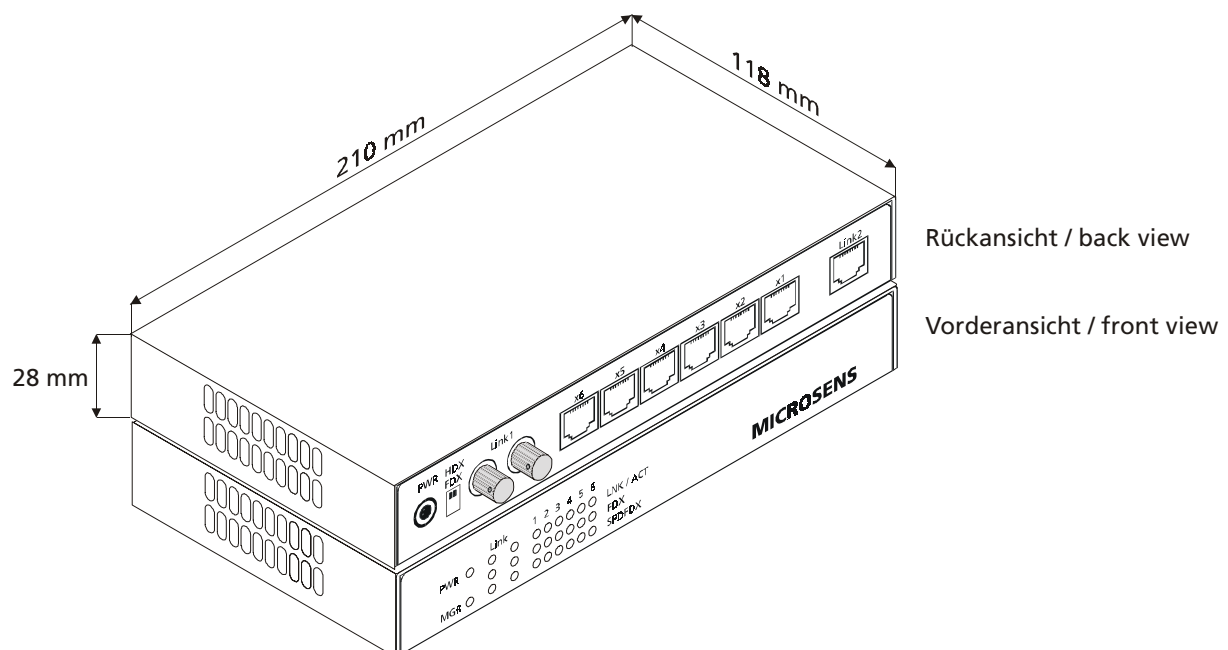
General Features

The MICROSENS mini switch is available in different versions:

- 7 ports 10/100Base-TX,
- 7 ports 10/100Base-TX, 1 additional port as 100Base-FX uplink, optionally with ST or SC connector, multimode/single mode. Supporting full duplex mode on the fiber side, configurable by internal switch.
- 6 Ports 10/100Base-TX, 2 Ports 100Base-FX, optionally ST or SC connector, multimode/single mode. Supporting full duplex mode on the fiber side, configurable by internal switch.

Features

- Flow Control function
- Full Duplex frame according IEEE 802.3x
- 1 Mbit frame / address memory
- up to 1024 MAC addresses
- 1536 Byte sized data frames
- Link port for the direct connection to the fiber network
- Full Wire Speed
- TP-ports with autonegotiation and autocrossing
- FX-ports full or half duplex mode configurable by a switch



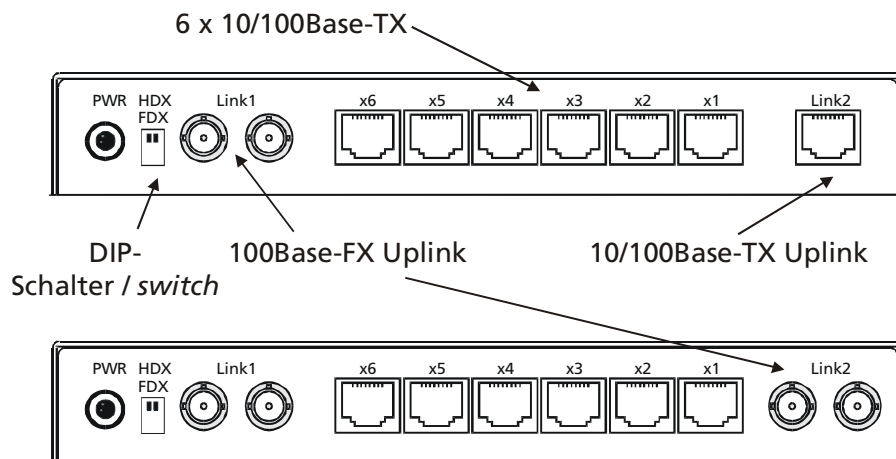
Workgroup 8 Port Switch 7 x 10/100Base-TX 100Base-FX Uplink

Technical Specifications

Type	Fast Ethernet switch according IEEE 802.3u
Connectors	6 / 7 x RJ45 Modular Jack, 2 x ST(SC)-connector, optional 4 x ST(SC) connector, 1 power supply jack
Data rates	10/100 Mbit/s (autonegotiation, auto crossing)
Cable type	Shielded Twisted Pair cable Category 5
Max. segment length	100 m
Fiber type	Multimode fiber 62,5/125 or 50/125 μm , single mode fiber 9/125 μm , with ST-/SC connector
Wavelength	1300 nm (Multimode / single mode)
Opt. power	-19 dBm (1300 nm multimode) -15 dBm (1300 nm single mode)
Sensitivity	-30 dBm (1300 nm multimode) -31 dBm (1300 nm single mode)
Max. distance	full duplex: 2 km (multimode) 15..125 km (single mode)
LED display	<i>Power</i> ready for operation <i>Link/ACT</i> fiber/ TP connection correct <i>FDX</i> full duplex <i>SPD100</i> 100Base mode
Power supply	12 V DC / max. 1 A
Dimensions	212 x 29 x 120 mm (wxhxd)
Operating temp.	0°C to 55°C
Storage temp.	-20°C to 85°C
rel. Humidity	5% to 80% non condensing

Workgroup 8 Port Switch 7 x 10/100Base-TX 100Base-FX Uplink

Connectors



Upper figure: 1 fiber uplink,
Lower figure: 2 fiber uplinks

Wall mounting (optional)

With the additional available wall mounting bracket it is very easy to mount this desktop switch onto the wall.

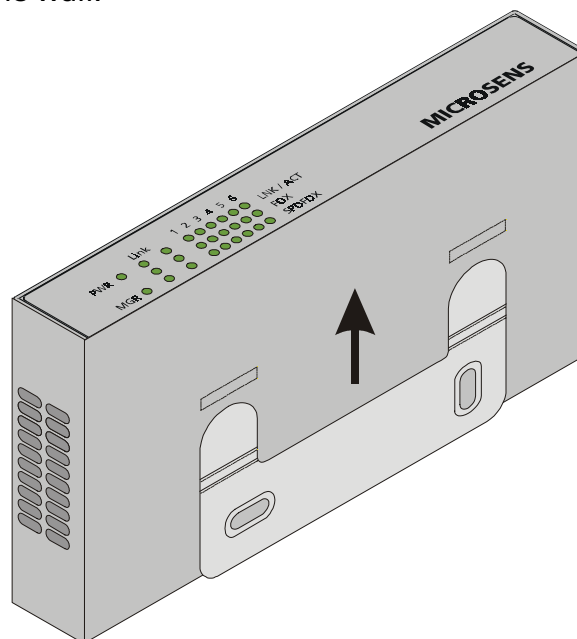


Figure wall mounting

Rail mounting (optional)

The MICROSENS mini switch is designed as a desktop unit. Optionally it is possible to equip the switch with DIN rail holders (see figure). For a better visibility the LEDs are showing to the top then. The cable connections are showing to the bottom side to ensure a kink free connection. For the mounting are two holders and a DIN rail piece with 180 mm length recommended.

Workgroup 8 Port Switch 7 x 10/100Base-TX 100Base-FX Uplink

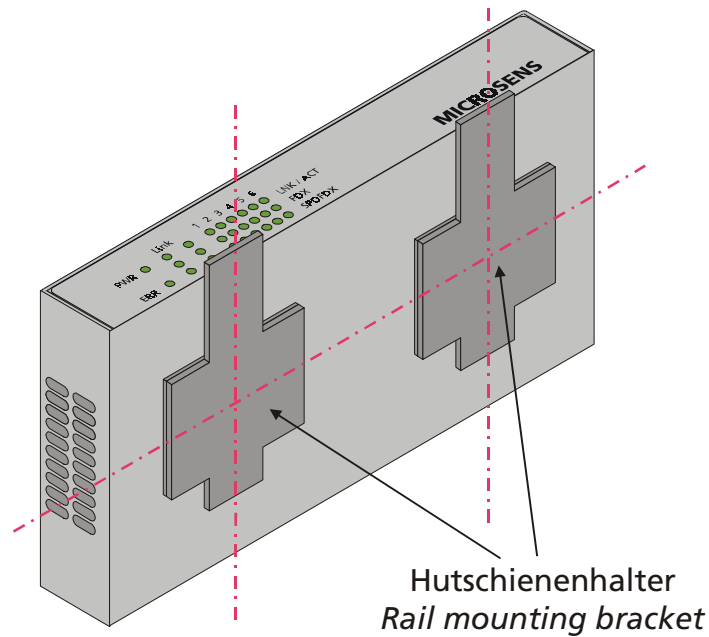


Figure rail mounting

Order information

Art.-No.	Description	Connectors
MS453100*	7 port mini switch, 7 x 10/100-TX	7 x RJ45
MS453110*	8 port mini switch 7 x 10/100-TX + FX-Uplink 1300nm multimode ST	7 x RJ45 2 x ST
MS453111*	8 port mini switch 7 x 10/100-TX + FX-Uplink 1300nm multimode SC	7 x RJ45 2 x SC
MS453113*	8 port mini switch 7 x 10/100-TX + FX-Uplink 1300nm single mode SC min. 15 km	7 x RJ45 2 x SC
MS453114*	8 port mini switch 7 x 10/100-TX + FX-Uplink 1300nm single mode ST min. 15 km	7 x RJ45 2 x ST
MS453115*	8 port mini switch 7 x 10/100-TX + FX-Uplink 1300nm single mode SC min. 40 km	7 x RJ45 2 x SC
MS453120*	8 port mini switch 6 x 10/100-TX + 2x100Base-FX 1300nm multimode ST	6 x RJ45 4 x ST
MS453121*	8 port mini switch 6 x 10/100-TX + 2x100Base-FX 1300nm multimode SC	6 x RJ45 4 x SC
MS453122*	8 port mini switch 6 x 10/100-TX + 2x100Base-FX 1300nm single mode SC min. 15 km	6 x RJ45 4 x SC

*) Option "M" for manageable version

MICROSENS reserves the right to make any changes without further notice to any product to improve reliability, function or design. MICROSENS does not assume any liability arising out of the application or use of any product. 2202/He